

2023 Q1 SONOMA COUNTY JOB MARKET TRACKER

HIGHLIGHTS



18,927

unique job postings from
January 2023 to March 2023



3.6%

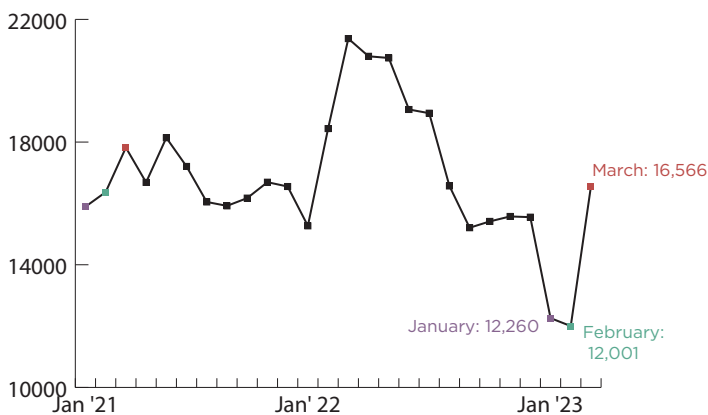
Unemployment rate
in March 2023



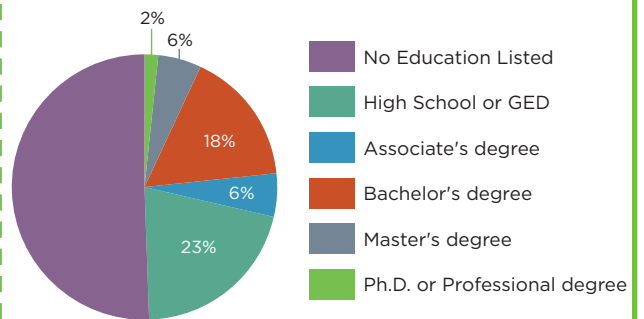
Jobs predicted to increase by
5% by 2028

JOB POSTINGS & SALARY

UNIQUE JOB POSTINGS FROM JANUARY 2021 TO MARCH 2023, HIGHLIGHTED JANUARY 2023 TO MARCH 2023

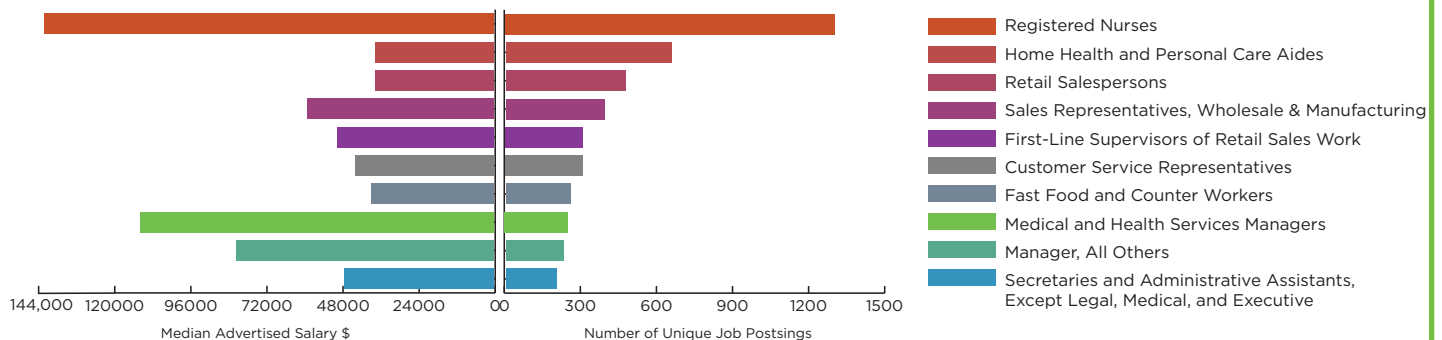


EDUCATION BREAKDOWN FOR UNIQUE JOB POSTINGS FROM JANUARY 2023 TO MARCH 2023

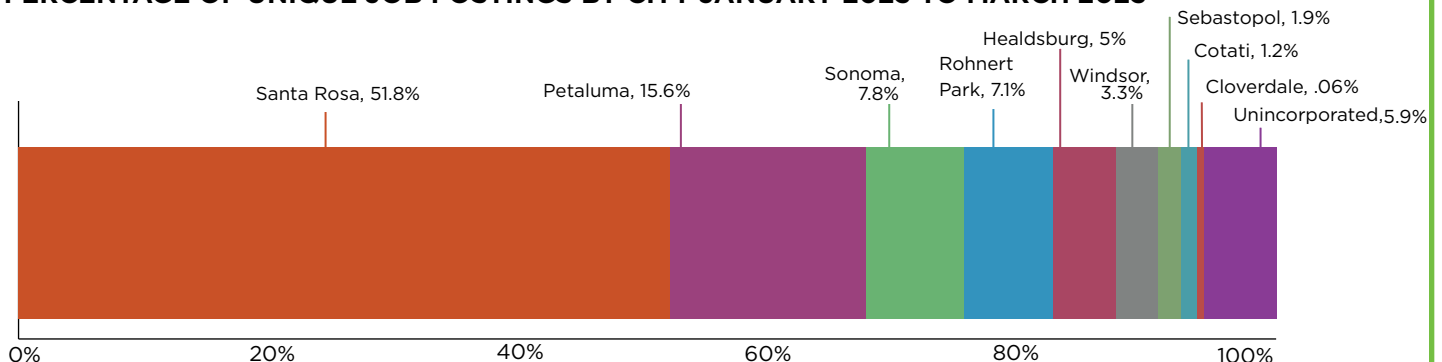


* This includes any mention of an education level listed within the job postings; it may be preferred, required, or negotiable. Further, postings may be tagged with multiple education levels.

TOP 10 OCCUPATIONS BY UNIQUE JOB POSTING VOLUME AND MEDIAN ANNUAL ADVERTISED SALARY FROM JANUARY 2023 TO MARCH 2023

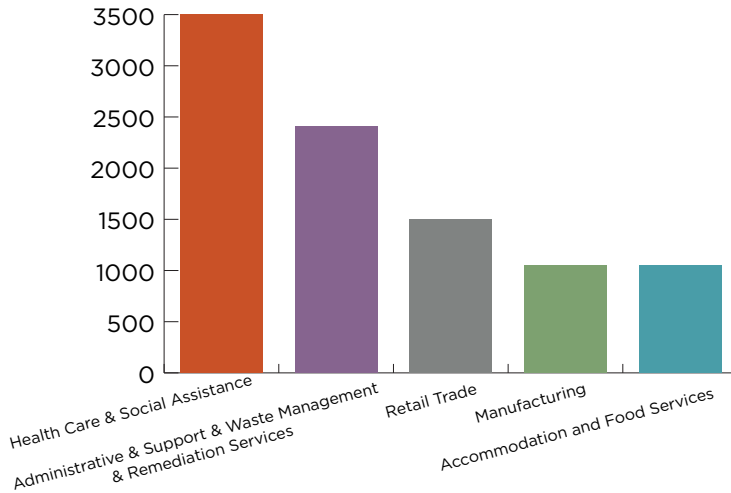


PERCENTAGE OF UNIQUE JOB POSTINGS BY CITY JANUARY 2023 TO MARCH 2023



OCCUPATIONS & EMPLOYERS

TOP 5 INDUSTRIES BY UNIQUE JOB POSTINGS FROM JANUARY 2023 TO MARCH 2023



TOP 10 EMPLOYERS BY UNIQUE JOB POSTINGS FROM JANUARY 2023 TO MARCH 2023

Employer	Posting Volume
Providence Health & Services	858
Kaiser Permanente	512
CareInHomes	303
Sutter Health	283
County of Sonoma	223
Jackson Family Wines	143
Sonoma State University	141
Randstad	138
Santa Rosa Junior College	133
Starbucks	121

SKILLS & CERTIFICATIONS

TOP SPECIALIZED SKILLS, HARD SKILLS, AND CERTIFICATIONS FROM JANUARY 2023 TO MARCH 2023

Top Specialized Skills	Posting Volume Q1 2023	% Of Total Postings
Nursing	1456	8%
Merchandising	1211	6%
Marketing	954	5%
Restaurant Operation	939	5%
Accounting	855	5%

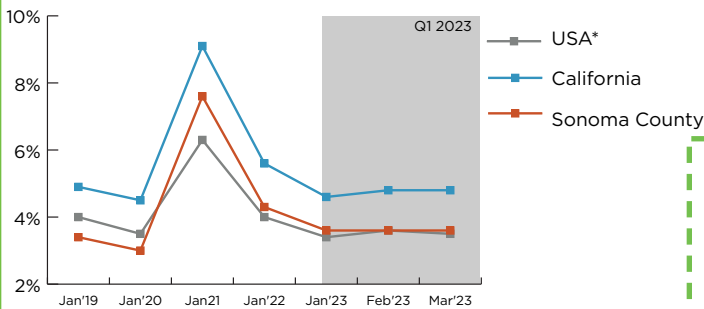
Top Specialized Skills	Posting Volume Q1 2023	% Of Total Postings
Selling Techniques	798	4%
Auditing	785	4%
Caregiving	613	3%
Housekeeping	574	3%
Warehousing	568	3%

Top certifications & qualifications:

- Valid Driver's License
- Registered Nurse (RN)
- Basic Life Support Certification
- Cardiopulmonary Resuscitation (CPR) Certification
- Advanced Cardiovascular Life

LABOR MARKET

UNEMPLOYMENT RATE FOR SONOMA COUNTY AND CALIFORNIA FROM JANUARY 2019 TO MARCH 2023



*Unemployment rate is seasonally adjusted



Population Characteristics:

26.5% of the workforce is nearing retirement (55+); 25.6% of the population are millennials (26-44)



2023-2028: Job growth

projected to increase by 5% (12,104); Population projected to decrease by 3% (14,621).

METHODOLOGY & SOURCES

Data for the top employers, occupational groups, job postings, and median annual salaries were aggregated by Lightcast. The hard skills, specialized skills, and qualifications listed are organized by the frequency of their occurrences in online public job postings for Sonoma County. Labor Market information was compiled from the Economic Development Department (EDD). Lightcast is unable to access any non-publicly posted jobs, so data may not reflect the exact hiring demands of Sonoma County employers. Interested readers are encouraged to contact data resource agencies for further research or to visit the EDB website, www.sonomaedb.org for more information. Readers are also encouraged to direct all inquiries or suggestions for future reports to the EDB by calling (707) 565-7170 or emailing edb@sonoma-county.

EDB FOUNDATION SPONSORS

FOUNDATION LEVEL



Luther Burbank®
Savings

PRESENTING LEVEL



PREMIERE LEVEL



EXECUTIVE LEVEL

Comcast Morgan Stanley North Bay Association of REALTORS® Pistenti & Brinker LLP Summit State Bank