

# 2022 Q2 SONOMA COUNTY JOB MARKET TRACKER

## HIGHLIGHTS




**22,738**

unique job postings from  
April 2022 to June 2022



**2.7%**

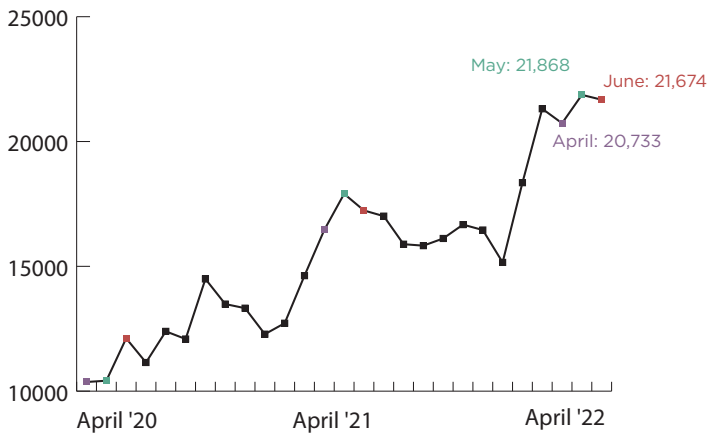
Unemployment rate  
in June 2022



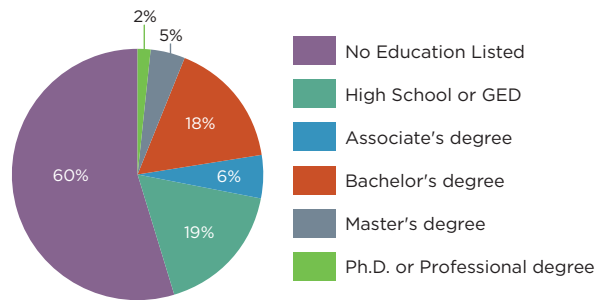
Jobs predicted to increase by  
**1.6%** by 2026

## JOB POSTINGS & SALARY

UNIQUE JOB POSTINGS FROM APRIL 2020 TO JUNE 2022, HIGHLIGHTED APRIL 2022 TO JUNE 2022

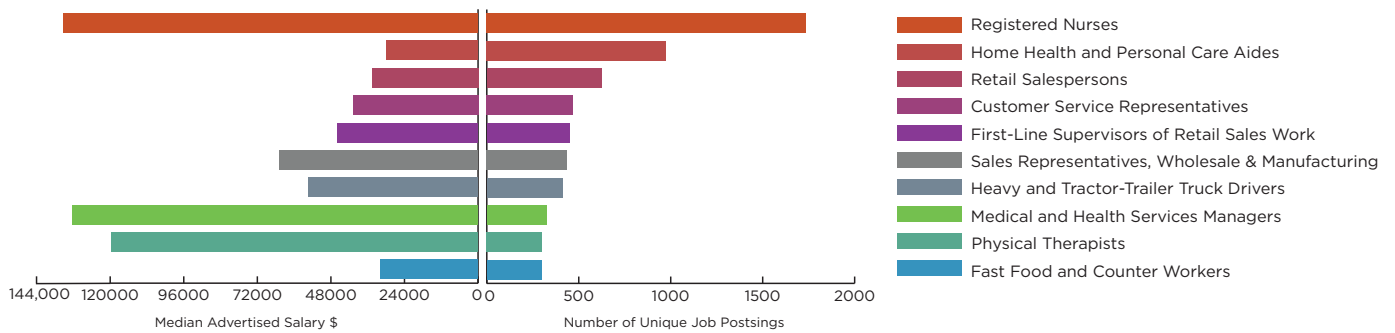


EDUCATION BREAKDOWN FOR UNIQUE JOB POSTINGS FROM APRIL 2022 TO JUNE 2022

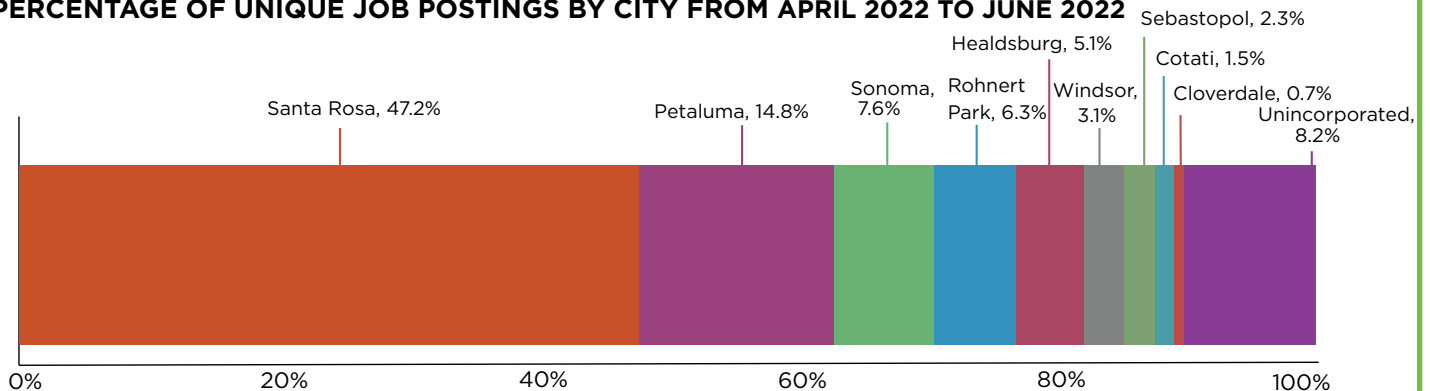


\* This includes any mention of an education level listed within the job postings; it may be preferred, required, or negotiable. Further, postings may be tagged with multiple education levels.

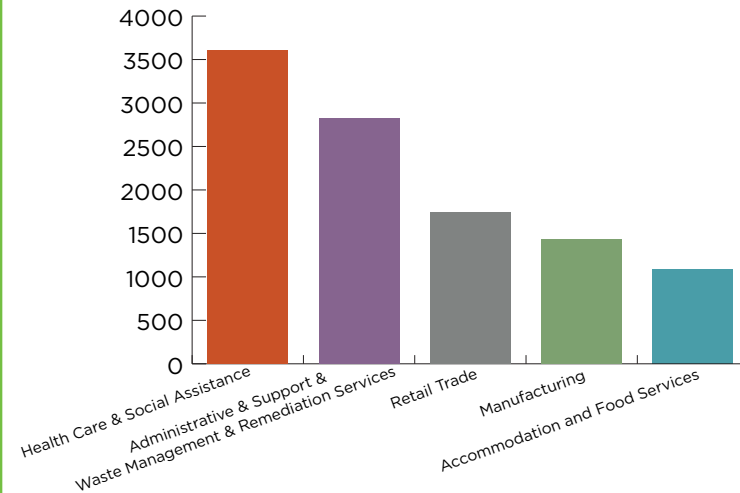
TOP 10 OCCUPATIONS BY UNIQUE JOB POSTING VOLUME AND MEDIAN ANNUAL ADVERTISED SALARY FROM APRIL 2022 TO JUNE 2022



PERCENTAGE OF UNIQUE JOB POSTINGS BY CITY FROM APRIL 2022 TO JUNE 2022



## TOP 5 INDUSTRIES BY UNIQUE JOB POSTINGS FROM APRIL 2022 TO JUNE 2022



## TOP 10 EMPLOYERS BY UNIQUE JOB POSTINGS FROM APRIL 2022 TO JUNE 2022

Employer	Posting Volume
Sutter Health	612
Providence Health & Services	521
CareInHomes	497
Great Clips	176
Amici Chardonnay	175
Robert Half	172
Kaiser Permanente	168
Santa Rosa Junior College	149
Nelson	146
Covenant Health	133

## SKILLS & CERTIFICATIONS

### TOP SPECIALIZED SKILLS, HARD SKILLS, AND CERTIFICATIONS FROM APRIL 2022 TO JUNE 2022

Top Specialized Skills	Posting Volume Q2 2022	% Of Total Postings
Nursing	1730	8%
Marchandising	1320	6%
Marketing	1278	6%
Restaurant Operation	1121	5%
Accounting	1097	5%

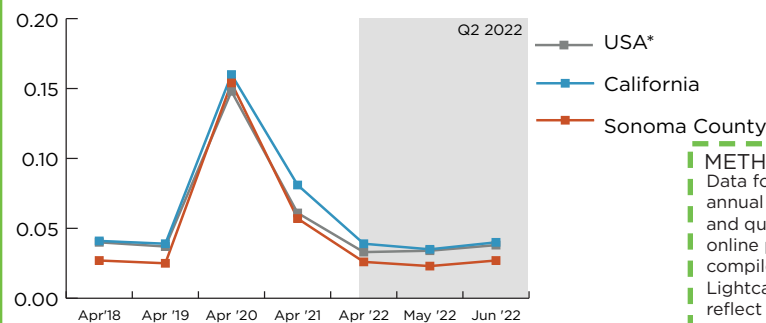
Top Specialized Skills	Posting Volume Q2 2022	% Of Total Postings
Caregiving	1018	4%
Cardiopulmonary Resuscitation (CPR)	987	4%
Auditing	914	4%
Selling Techniques	889	4%
Warehousing	848	4%

### Top certifications & qualifications:

	Basic Vocational Certification (BLS)
	Advanced Cardiovascular Life Support (ACLS) Certification
	Commercial Driver's License (CDL) Vocational Nurses
	Health Care Assistant
	Commercial Driver's License (CDL) (BSN)

## LABOR MARKET

### UNEMPLOYMENT RATE FOR SONOMA COUNTY AND CALIFORNIA FROM APRIL 2022 TO JUNE 2022



\*Unemployment rate is seasonally adjusted



### Population Characteristics:

26.1% of the workforce is nearing retirement (55+); 26.1% of the population are millennials (26-44)



### 2022-2026: Job growth

projected to increase by 1.6% (3,823 jobs); Population projected to decrease by 4.8% (23,488).

### METHODOLOGY & SOURCES

Data for the top employers, occupational groups, job postings, and median annual salaries were aggregated by Lightcast. The hard skills, specialized skills, and qualifications listed are organized by the frequency of their occurrences in online public job postings for Sonoma County. Labor Market information was compiled from the Economic Development Department (EDD). Lightcast is unable to access any non-publicly posted jobs, so data may not reflect the exact hiring demands of Sonoma County employers. Interested readers are encouraged to contact data resource agencies for further research or to visit the EDB website, [www.sonomaedb.org](http://www.sonomaedb.org) for more information. Readers are also encouraged to direct all inquiries or suggestions for future reports to the EDB by calling (707) 565-7170 or emailing [edb@sonoma-county](mailto:edb@sonoma-county).

## EDB FOUNDATION SPONSORS

### FOUNDATION LEVEL



Luther Burbank®  
**Savings**

### PRESENTING LEVEL



### PREMIERE LEVEL

### EXECUTIVE LEVEL



Comcast



North Bay Association of REALTORS®



Pisenti & Brinker LLP



Summit State Bank



Sonoma County Economic Development Board

SonomaEDB.org

(707) 565-7170e

edb@sonoma-county.org